

Bioengineering 280A
Principles of Biomedical Imaging

Fall Quarter 2005
MRI Lecture 2

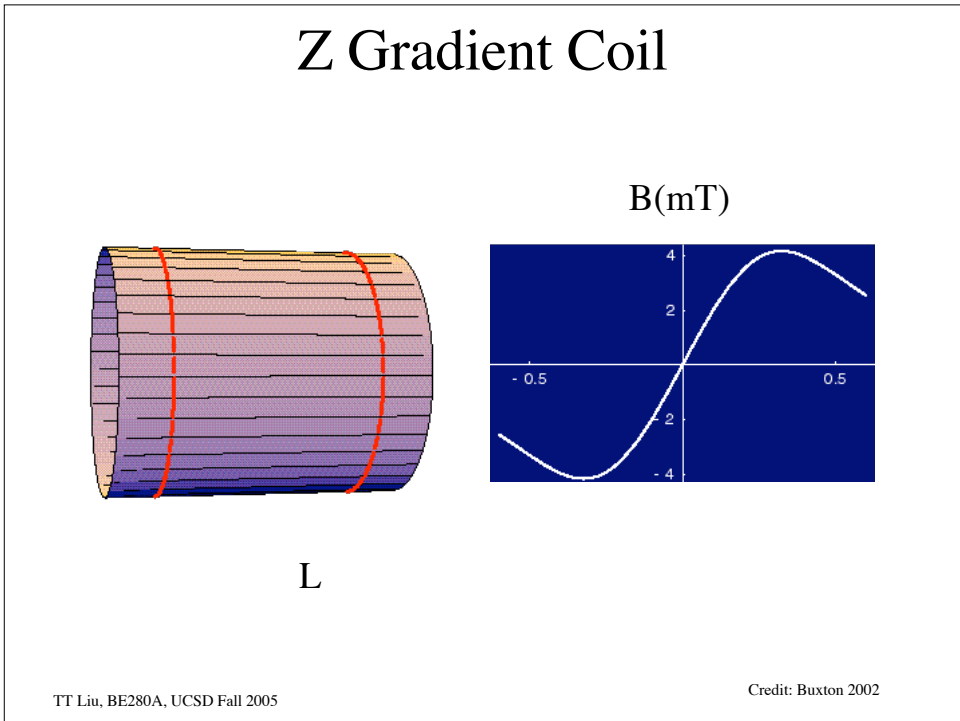
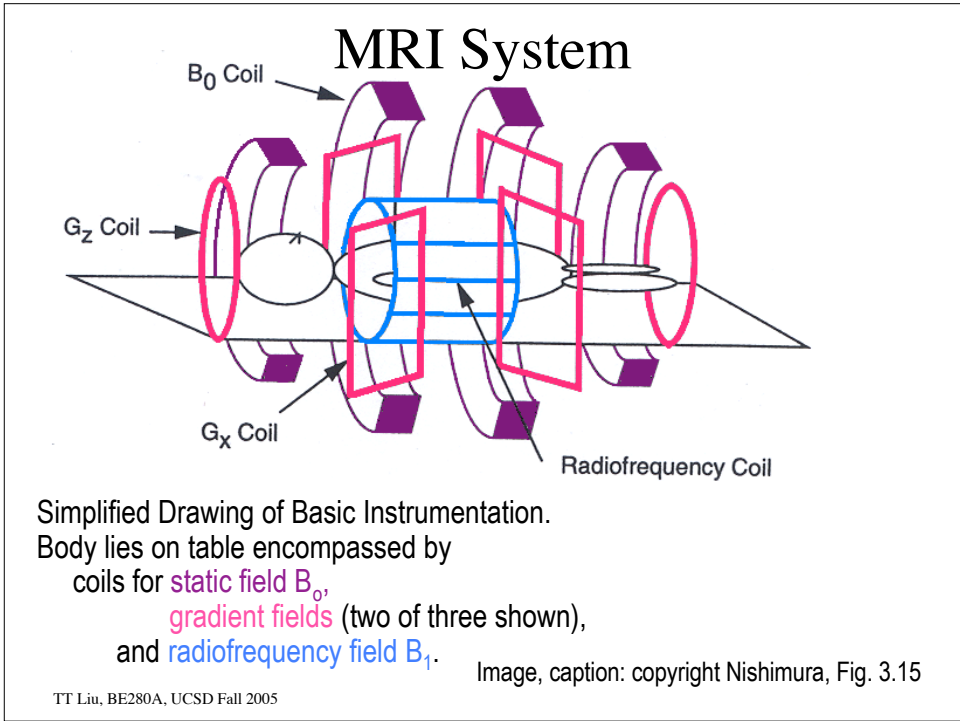
TT Liu, BE280A, UCSD Fall 2005

Gradients

Spins precess at the Larmor frequency, which is proportional to the local magnetic field. In a constant magnetic field $B_z=B_0$, all the spins precess at the same frequency (ignoring chemical shift).

Gradient coils are used to add a spatial variation to B_z such that $B_z(x,y,z) = B_0 + \Delta B_z(x,y,z)$. Thus, spins at different physical locations will precess at different frequencies.

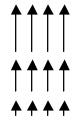
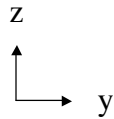
TT Liu, BE280A, UCSD Fall 2005



Gradient Fields

$$B_z(x,y,z) = B_0 + \frac{\partial B_z}{\partial x}x + \frac{\partial B_z}{\partial y}y + \frac{\partial B_z}{\partial z}z$$

$$= B_0 + G_x x + G_y y + G_z z$$



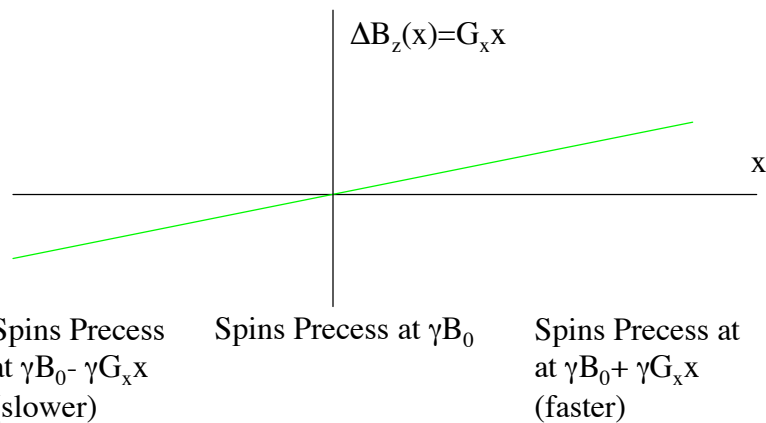
$$G_z = \frac{\partial B_z}{\partial z} > 0$$



$$G_y = \frac{\partial B_z}{\partial y} > 0$$

TT Liu, BE280A, UCSD Fall 2005

Interpretation



TT Liu, BE280A, UCSD Fall 2005

Gradient Fields

Define

$$\vec{G} \equiv G_x \hat{i} + G_y \hat{j} + G_z \hat{k} \quad \vec{r} \equiv x \hat{i} + y \hat{j} + z \hat{k}$$

So that

$$G_x x + G_y y + G_z z = \vec{G} \cdot \vec{r}$$

Also, let the gradient fields be a function of time. Then the z-directed magnetic field at each point in the volume is given by :

$$B_z(\vec{r}, t) = B_0 + \vec{G}(t) \cdot \vec{r}$$

TT Liu, BE280A, UCSD Fall 2005

Static Gradient Fields

In a uniform magnetic field, the transverse magnetization is given by:

$$M(t) = M(0)e^{-j\omega_0 t} e^{-t/T_2}$$

In the presence of non time-varying gradients we have

$$\begin{aligned} M(\vec{r}) &= M(\vec{r}, 0) e^{-j\gamma B_z(\vec{r}) t} e^{-t/T_2(\vec{r})} \\ &= M(\vec{r}, 0) e^{-j\gamma(B_0 + \vec{G} \cdot \vec{r}) t} e^{-t/T_2(\vec{r})} \\ &= M(\vec{r}, 0) e^{-j\omega_0 t} e^{-j\gamma \vec{G} \cdot \vec{r} t} e^{-t/T_2(\vec{r})} \end{aligned}$$

TT Liu, BE280A, UCSD Fall 2005

Time-Varying Gradient Fields

In the presence of time-varying gradients the frequency as a function of space and time is:

$$\begin{aligned}\omega(\vec{r}, t) &= \gamma B_z(\vec{r}, t) \\ &= \gamma B_0 + \gamma \vec{G}(t) \cdot \vec{r} \\ &= \omega_0 + \Delta\omega(\vec{r}, t)\end{aligned}$$

TT Liu, BE280A, UCSD Fall 2005

Phase

Phase = angle of the magnetization phasor

Frequency = rate of change of angle (e.g. radians/sec)

Phase = time integral of frequency

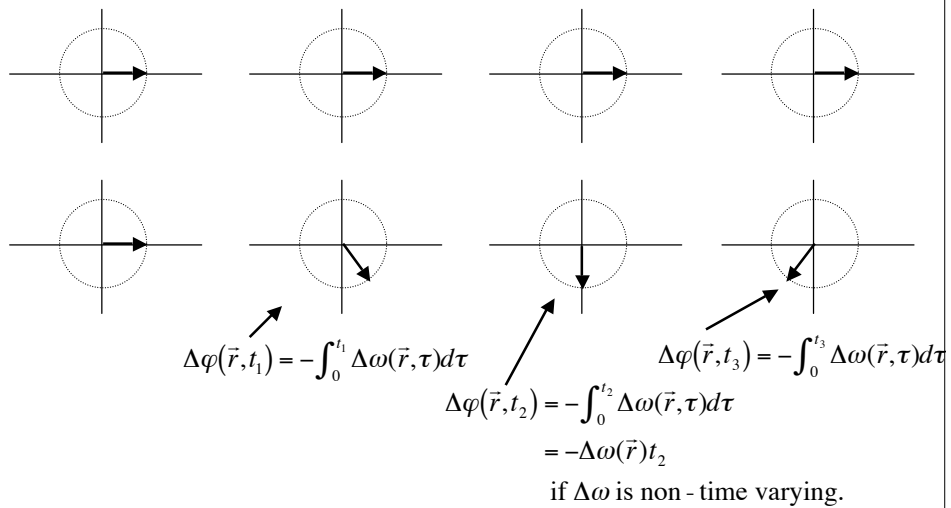
$$\begin{aligned}\varphi(\vec{r}, t) &= -\int_0^t \omega(\vec{r}, \tau) d\tau \\ &= -\omega_0 t + \Delta\varphi(\vec{r}, t)\end{aligned}$$

Where the incremental phase due to the gradients is

$$\begin{aligned}\Delta\varphi(\vec{r}, t) &= -\int_0^t \Delta\omega(\vec{r}, \tau) d\tau \\ &= -\int_0^t \gamma \vec{G}(\vec{r}, \tau) \cdot \vec{r} d\tau\end{aligned}$$

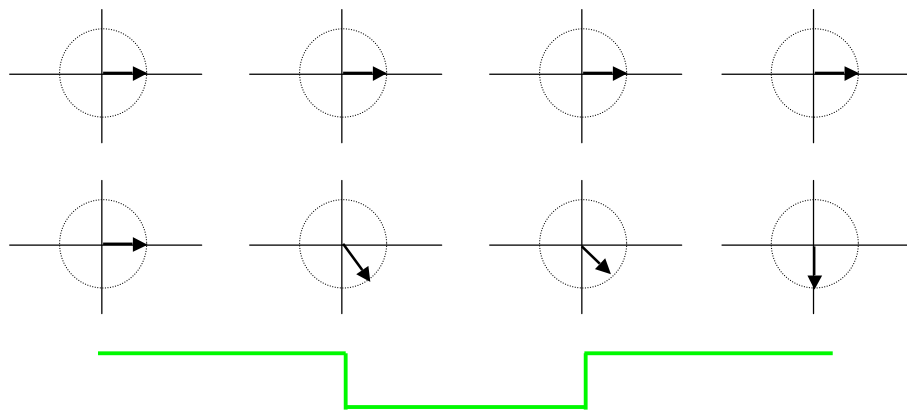
TT Liu, BE280A, UCSD Fall 2005

Phase with constant gradient



TT Liu, BE280A, UCSD Fall 2005

Phase with time-varying gradient



TT Liu, BE280A, UCSD Fall 2005

Time-Varying Gradient Fields

The transverse magnetization is then given by

$$\begin{aligned}M(\vec{r}, t) &= M(\vec{r}, 0)e^{-t/T_2(\vec{r})}e^{i\varphi(\vec{r}, t)} \\ &= M(\vec{r}, 0)e^{-t/T_2(\vec{r})}e^{-j\omega_0 t} \exp\left(-j \int_0^t \Delta\omega(\vec{r}, \tau) d\tau\right) \\ &= M(\vec{r}, 0)e^{-t/T_2(\vec{r})}e^{-j\omega_0 t} \exp\left(-j\gamma \int_0^t \vec{G}(\tau) \cdot \vec{r} d\tau\right)\end{aligned}$$

TT Liu, BE280A, UCSD Fall 2005

Signal Equation

Signal from a volume

$$\begin{aligned}s_r(t) &= \int_V M(\vec{r}, t) dV \\ &= \int_x \int_y \int_z M(x, y, z, 0)e^{-t/T_2(\vec{r})}e^{-j\omega_0 t} \exp\left(-j\gamma \int_0^t \vec{G}(\tau) \cdot \vec{r} d\tau\right) dx dy dz\end{aligned}$$

For now, consider signal from a slice along z and drop the T_2 term. Define $m(x, y) \equiv \int_{z_0 - \Delta z/2}^{z_0 + \Delta z/2} M(\vec{r}, t) dz$

To obtain

$$s_r(t) = \int_x \int_y m(x, y) e^{-j\omega_0 t} \exp\left(-j\gamma \int_0^t \vec{G}(\tau) \cdot \vec{r} d\tau\right) dx dy$$

TT Liu, BE280A, UCSD Fall 2005

Signal Equation

Demodulate the signal to obtain

$$\begin{aligned} s(t) &= e^{j\omega_0 t} s_r(t) \\ &= \int_x \int_y m(x, y) \exp\left(-j\gamma \int_0^t \vec{G}(\tau) \cdot \vec{r} d\tau\right) dx dy \\ &= \int_x \int_y m(x, y) \exp\left(-j\gamma \int_0^t [G_x(\tau)x + G_y(\tau)y] d\tau\right) dx dy \\ &= \int_x \int_y m(x, y) \exp\left(-j2\pi(k_x(t)x + k_y(t)y)\right) dx dy \end{aligned}$$

Where

$$k_x(t) = \frac{\gamma}{2\pi} \int_0^t G_x(\tau) d\tau$$

$$k_y(t) = \frac{\gamma}{2\pi} \int_0^t G_y(\tau) d\tau$$

TT Liu, BE280A, UCSD Fall 2005

MR signal is Fourier Transform

$$\begin{aligned} s(t) &= \int_x \int_y m(x, y) \exp\left(-j2\pi(k_x(t)x + k_y(t)y)\right) dx dy \\ &= M(k_x(t), k_y(t)) \\ &= F[m(x, y)]_{k_x(t), k_y(t)} \end{aligned}$$

TT Liu, BE280A, UCSD Fall 2005

K-space

At each point in time, the received signal is the Fourier transform of the object

$$s(t) = M(k_x(t), k_y(t)) = F[m(x, y)]_{k_x(t), k_y(t)}$$

evaluated at the spatial frequencies:

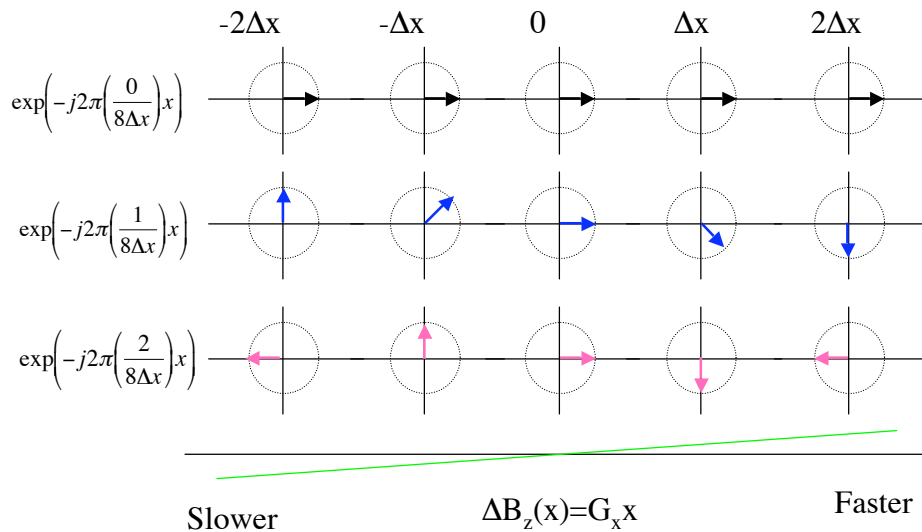
$$k_x(t) = \frac{\gamma}{2\pi} \int_0^t G_x(\tau) d\tau$$

$$k_y(t) = \frac{\gamma}{2\pi} \int_0^t G_y(\tau) d\tau$$

Thus, the gradients control our position in k-space. The design of an MRI pulse sequence requires us to efficiently cover enough of k-space to form our image.

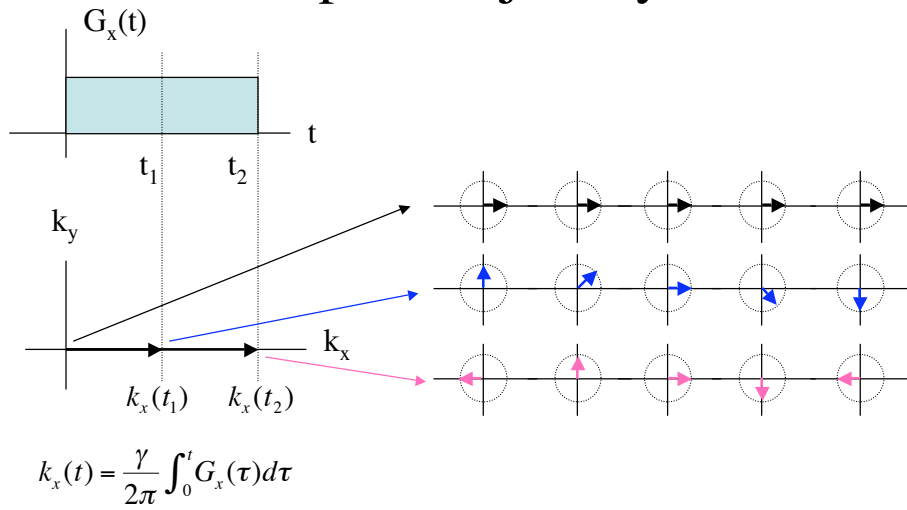
TT Liu, BE280A, UCSD Fall 2005

Interpretation



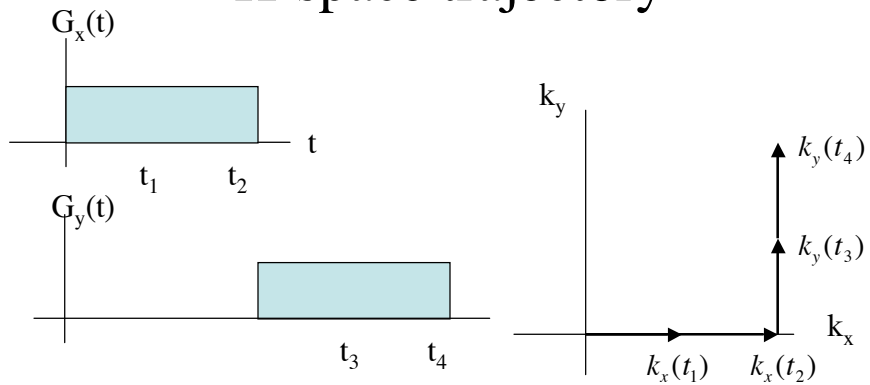
TT Liu, BE280A, UCSD Fall 2005

K-space trajectory



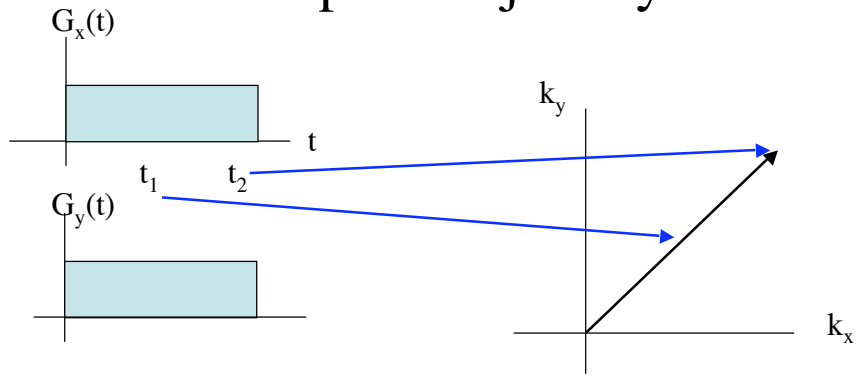
TT Liu, BE280A, UCSD Fall 2005

K-space trajectory



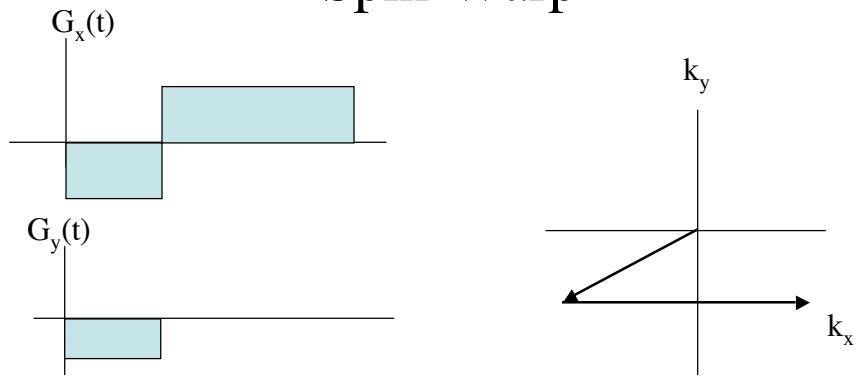
TT Liu, BE280A, UCSD Fall 2005

K-space trajectory



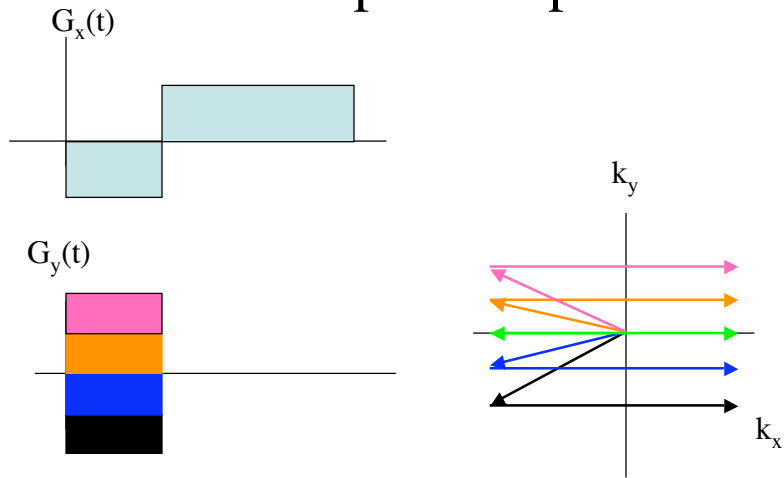
TT Liu, BE280A, UCSD Fall 2005

Spin-Warp



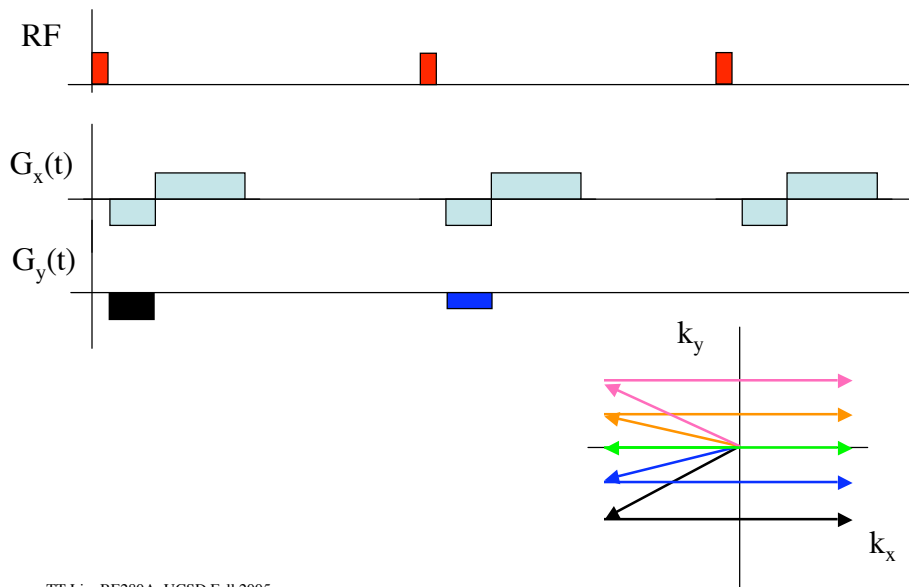
TT Liu, BE280A, UCSD Fall 2005

Spin-Warp



TT Liu, BE280A, UCSD Fall 2005

Spin-Warp Pulse Sequence



TT Liu, BE280A, UCSD Fall 2005

Units

Spatial frequencies (k_x, k_y) have units of 1/distance.
Most commonly, 1/cm

Gradient strengths have units of (magnetic field)/distance. Most commonly G/cm or mT/m

$\gamma/(2\pi)$ has units of Hz/G or Hz/Tesla.

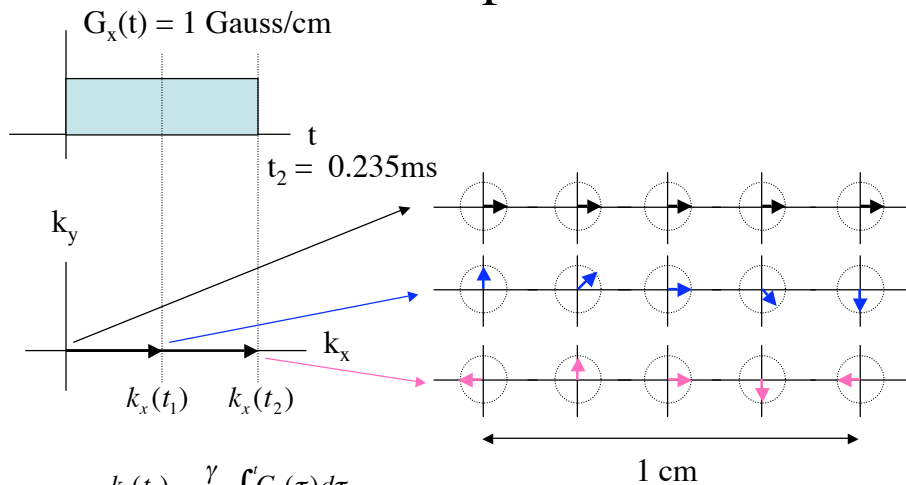
$$k_x(t) = \frac{\gamma}{2\pi} \int_0^t G_x(\tau) d\tau$$

$$= [\text{Hz} / \text{Gauss}] [\text{Gauss} / \text{cm}] [\text{sec}]$$

$$= [1 / \text{cm}]$$

TT Liu, BE280A, UCSD Fall 2005

Example



$$k_x(t_2) = \frac{\gamma}{2\pi} \int_0^{t_2} G_x(\tau) d\tau$$

$$= 4257 \text{ Hz/G} \cdot 1 \text{ G/cm} \cdot 0.235 \times 10^{-3} \text{ s}$$

$$= 1 \text{ cm}^{-1}$$

TT Liu, BE280A, UCSD Fall 2005