

Bioengineering 280A
Principles of Biomedical Imaging

Fall Quarter 2013
MRI Lecture 1

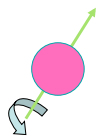
TT. Liu, BE280A, UCSD Fall 2013

Spin

- Intrinsic angular momentum of elementary particles -- electrons, protons, neutrons.
- Spin is quantized. Key concept in Quantum Mechanics.

TT. Liu, BE280A, UCSD Fall 2013

Magnetic Moment and Angular Momentum



A charged sphere spinning about its axis has angular momentum and a magnetic moment.

This is a classical analogy that is useful for understanding quantum spin, but remember that it is only an analogy!

Relation: $\boldsymbol{\mu} = \gamma \mathbf{S}$ where γ is the gyromagnetic ratio and \mathbf{S} is the spin angular momentum.

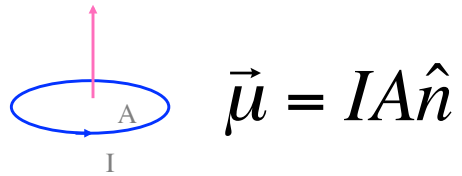
TT. Liu, BE280A, UCSD Fall 2013

Nuclear Spin Rules

Number of Protons	Number of Neutrons	Spin	Examples
Even	Even	0	^{12}C , ^{16}O
Even	Odd	$j/2$	^{17}O
Odd	Even	$j/2$	^1H , ^{23}Na , ^{31}P
Odd	Odd	j	^2H

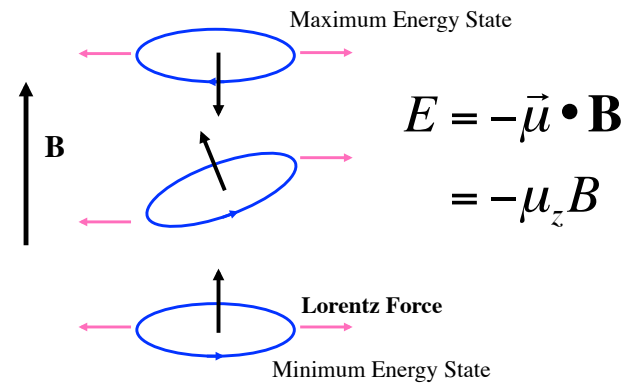
TT. Liu, BE280A, UCSD Fall 2013

Classical Magnetic Moment



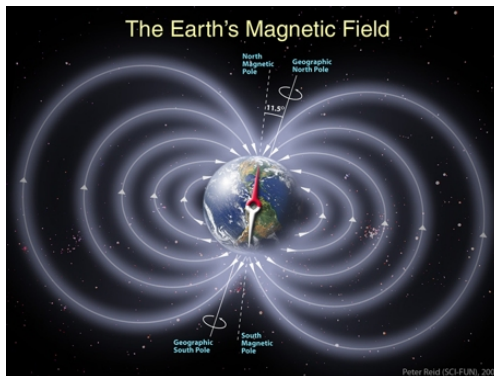
TT. Liu, BE280A, UCSD Fall 2013

Energy in a Magnetic Field



TT. Liu, BE280A, UCSD Fall 2013

Energy in a Magnetic Field



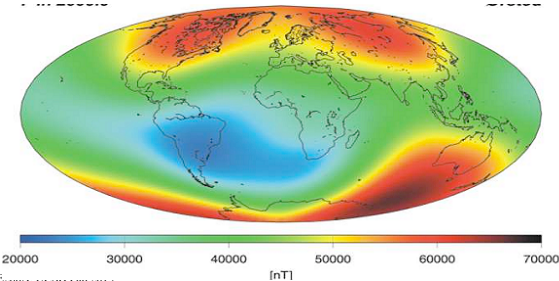
TT. Liu, BE280A, UCSD Fall 2013 www.qi-whiz.com/images/Earth-magnetic-field.jpg

Magnetic Field Units

1 Tesla = 10,000 Gauss

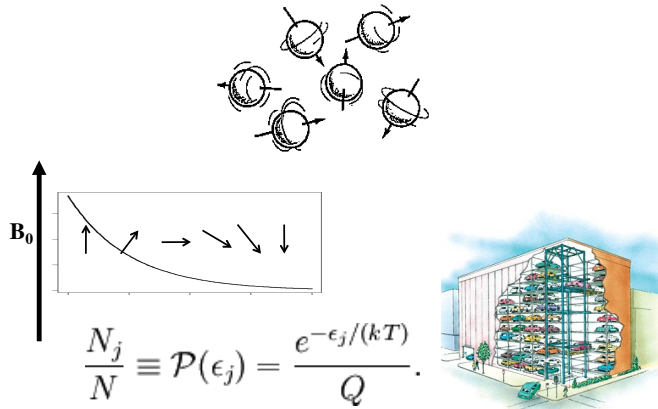
Earth's field is about 0.5 Gauss

0.5 Gauss = $0.5 \times 10^{-4} \text{ T} = 50 \mu\text{T}$



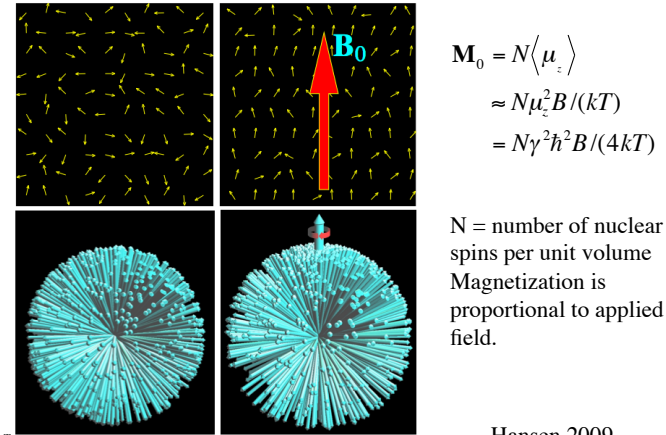
TT. Liu, BE280A, UCSD Fall 2013

Boltzmann Distribution



TT. Liu, BE280A, UCSD Fall 2013

Equilibrium Magnetization



TT. Liu, BE280A, UCSD Fall 2013

Hansen 2009



UCSD 3T


U. Minn. 7T

UIC 9.4T



The 11.7 T MR magnet with members of the MRI team at Agilent's Magnet Technology Center in Yarnton, UK (from left to right): Darren Houlden, Andrew Winter, Paul Johnson, Nigel Haynes and Alistair Courtney.

11.7T NIH

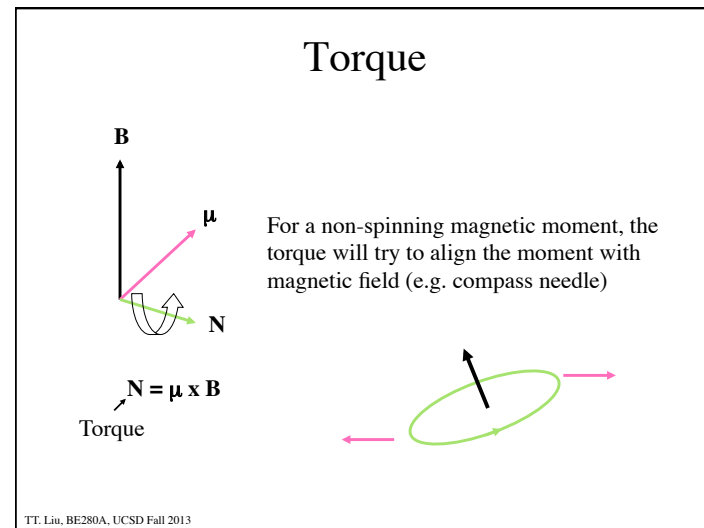
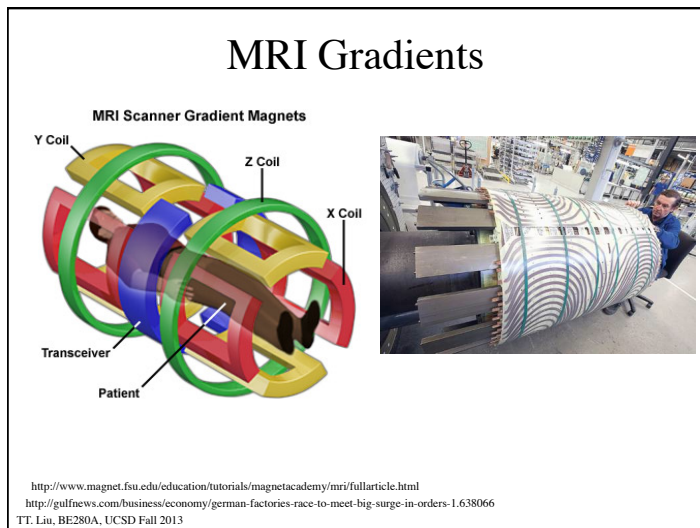

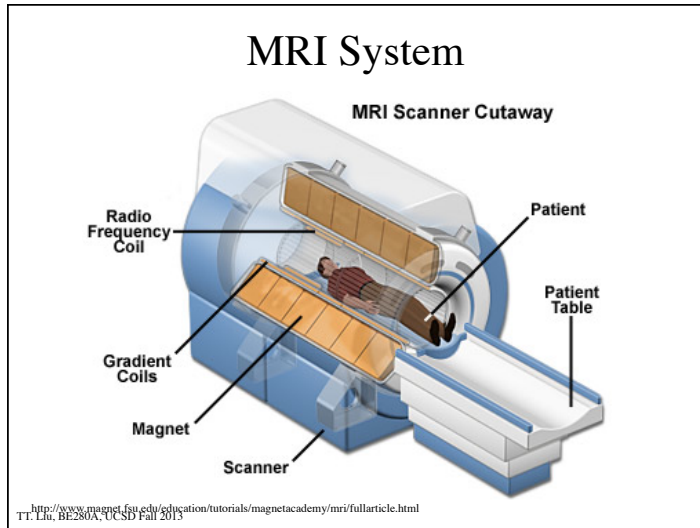


11.7T NeuroSpin France

TT. Liu, BE280A, UCSD Fall 2013



TT. Liu, BE280A, UCSD Fall 2013



Precession

Torque

$$\mathbf{N} = \boldsymbol{\mu} \times \mathbf{B}$$

$$\frac{d\mathbf{S}}{dt} = \mathbf{N}$$

Change in Angular momentum

$$\frac{d\mathbf{S}}{dt} = \boldsymbol{\mu} \times \mathbf{B}$$

}

$$\frac{d\boldsymbol{\mu}}{dt} = \boldsymbol{\mu} \times \gamma \mathbf{B}$$

$$\boldsymbol{\mu} = \gamma \mathbf{S}$$

Relation between magnetic moment and angular momentum

}

$\frac{d\boldsymbol{\mu}}{dt} = \boldsymbol{\mu} \times \gamma \mathbf{B}$

TT. Liu, BE280A, UCSD Fall 2013

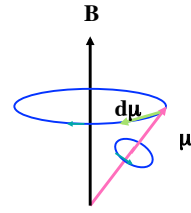
Precession

Analogous to motion of a gyroscope

Precesses at an angular frequency of

$\omega = \gamma B$

This is known as the **Larmor** frequency.

$$\frac{d\boldsymbol{\mu}}{dt} = \boldsymbol{\mu} \times \gamma \mathbf{B}$$


Movement of a Gyroscope without External Forces

Concept: Hermann Härtel
Computer Graphics: Jan Paul

http://www.astrophysik.uni-kiel.de/~hhaertelmpg_e/gyros_free.mpg

TT. Liu, BE280A, UCSD Fall 2013

Magnetization Vector


Vector sum of the magnetic moments over a volume.

For a sample at equilibrium in a magnetic field, the transverse components of the moments cancel out, so that there is only a longitudinal component.

Equation of motion is the same form as for individual moments.

$$\mathbf{M} = \frac{1}{V} \sum_{\text{protons in } V} \boldsymbol{\mu}_i$$


$$\frac{d\mathbf{M}}{dt} = \gamma \mathbf{M} \times \mathbf{B}$$



Hansen 2009

TT. Liu, BE280A, UCSD Fall 2013

RF Excitation



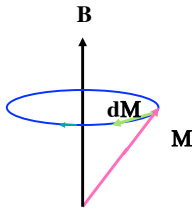
<http://www.drcmr.dk/main/content/view/213/74/>

TT. Liu, BE280A, UCSD Fall 2013

Free precession about static field

$$\frac{d\mathbf{M}}{dt} = \mathbf{M} \times \gamma \mathbf{B}$$

$$= \gamma \begin{vmatrix} \hat{i} & \hat{j} & \hat{k} \\ M_x & M_y & M_z \\ B_x & B_y & B_z \end{vmatrix}$$

$$= \gamma \begin{pmatrix} \hat{i}(B_z M_y - B_y M_z) \\ -\hat{j}(B_z M_x - B_x M_z) \\ \hat{k}(B_y M_x - B_x M_y) \end{pmatrix}$$


TT. Liu, BE280A, UCSD Fall 2013

Free precession about static field

$$\begin{bmatrix} dM_x/dt \\ dM_y/dt \\ dM_z/dt \end{bmatrix} = \gamma \begin{bmatrix} B_z M_y - B_y M_z \\ B_x M_z - B_z M_x \\ B_y M_x - B_x M_y \end{bmatrix}$$

$$= \gamma \begin{bmatrix} 0 & B_z & -B_y \\ -B_z & 0 & B_x \\ B_y & -B_x & 0 \end{bmatrix} \begin{bmatrix} M_x \\ M_y \\ M_z \end{bmatrix}$$

TT. Liu, BE280A, UCSD Fall 2013

Precession

$$\begin{bmatrix} dM_x/dt \\ dM_y/dt \\ dM_z/dt \end{bmatrix} = \gamma \begin{bmatrix} 0 & B_0 & 0 \\ -B_0 & 0 & 0 \\ 0 & 0 & 0 \end{bmatrix} \begin{bmatrix} M_x \\ M_y \\ M_z \end{bmatrix}$$

Useful to define $M \equiv M_x + jM_y$

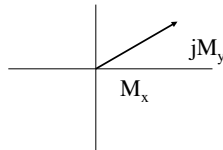
$$\frac{dM}{dt} = \frac{d}{dt}(M_x + jM_y)$$

$$= -j\gamma B_0 M$$

Solution is a time-varying phasor

$$M(t) = M(0)e^{-j\gamma B_0 t} = M(0)e^{-j\omega_0 t}$$

Question: which way does this rotate with time?



TT. Liu, BE280A, UCSD Fall 2013

Gyromagnetic Ratios

Nucleus	Spin	Magnetic Moment	$\gamma/(2\pi)$ (MHz/Tesla)	Abundance
^1H	1/2	2.793	42.58	88 M
^{23}Na	3/2	2.216	11.27	80 mM
^{31}P	1/2	1.131	17.25	75 mM

TT. Liu, BE280A, UCSD Fall 2013

Source: Haacke et al., p. 27

Larmor Frequency

$\omega = \gamma B$ Angular frequency in rad/sec

$f = \gamma B / (2\pi)$ Frequency in cycles/sec or Hertz, Abbreviated Hz

For a 1.5 T system, the Larmor frequency is 63.86 MHz which is 63.86 million cycles per second. For comparison, KPBS-FM transmits at 89.5 MHz.

Note that the earth's magnetic field is about 50 μ T, so that a 1.5T system is about 30,000 times stronger.

TT. Liu, BE280A, UCSD Fall 2013

Notation and Units

1 Tesla = 10,000 Gauss

Earth's field is about 0.5 Gauss

0.5 Gauss = 0.5×10^{-4} T = 50 μ T

$\gamma = 26752$ radians/second/Gauss

$\gamma = \gamma / 2\pi = 4258$ Hz/Gauss

= 42.58 MHz/Tesla

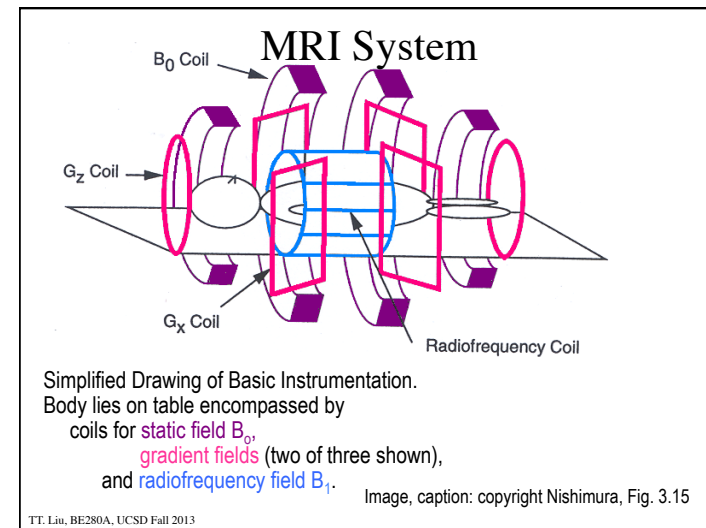
TT. Liu, BE280A, UCSD Fall 2013

Gradients

Spins precess at the Larmor frequency, which is proportional to the local magnetic field. In a constant magnetic field $B_z = B_0$, all the spins precess at the same frequency (ignoring chemical shift).

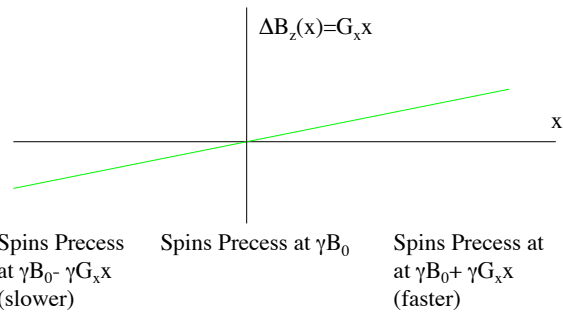
Gradient coils are used to add a spatial variation to B_z such that $B_z(x,y,z) = B_0 + \Delta B_z(x,y,z)$. Thus, spins at different physical locations will precess at different frequencies.

TT. Liu, BE280A, UCSD Fall 2013



TT. Liu, BE280A, UCSD Fall 2013

Interpretation

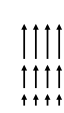


TT. Liu, BE280A, UCSD Fall 2013

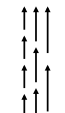
Gradient Fields

$$B_z(x, y, z) = B_0 + \frac{\partial B_z}{\partial x} x + \frac{\partial B_z}{\partial y} y + \frac{\partial B_z}{\partial z} z$$

$$= B_0 + G_x x + G_y y + G_z z$$



$$G_z = \frac{\partial B_z}{\partial z} > 0$$



$$G_y = \frac{\partial B_z}{\partial y} > 0$$

TT. Liu, BE280A, UCSD Fall 2013

Rotating Frame of Reference

Reference everything to the magnetic field at isocenter.



TT. Liu, BE280A, UCSD Fall 2013

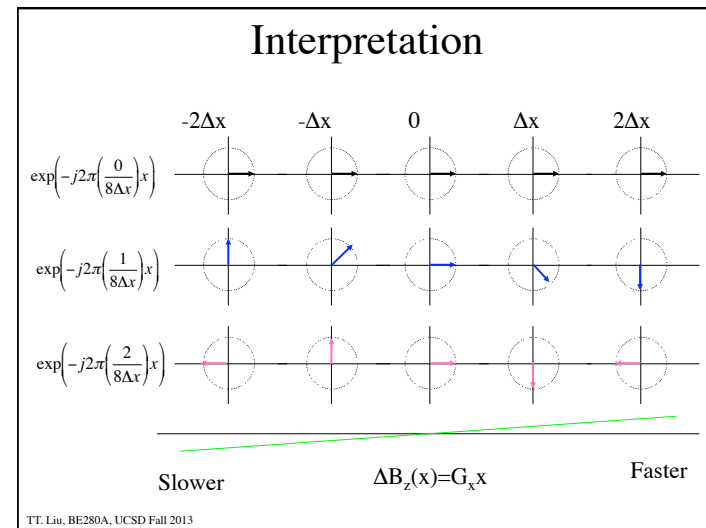
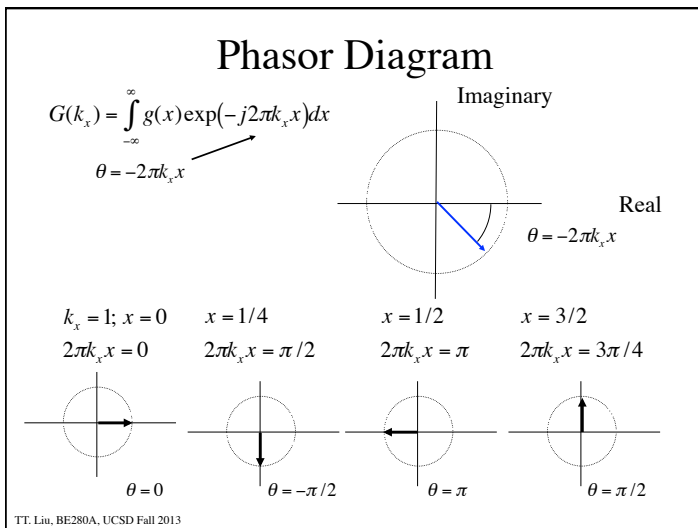
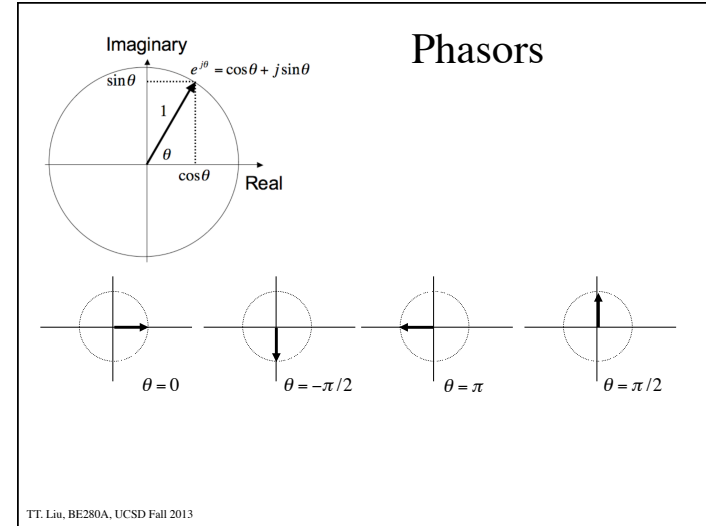
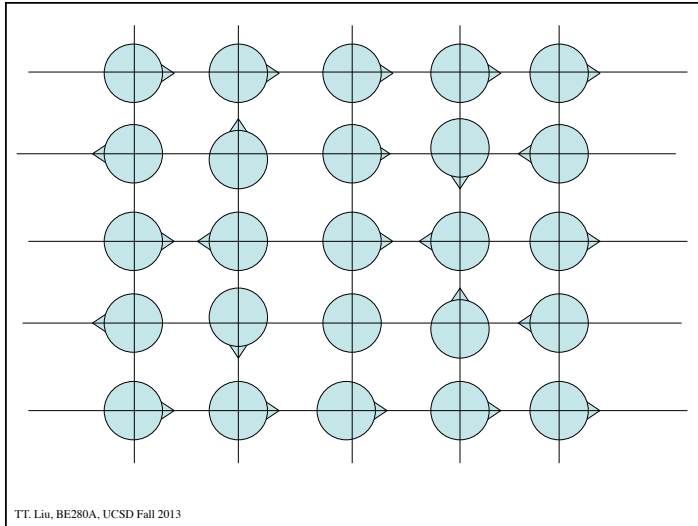
Spins

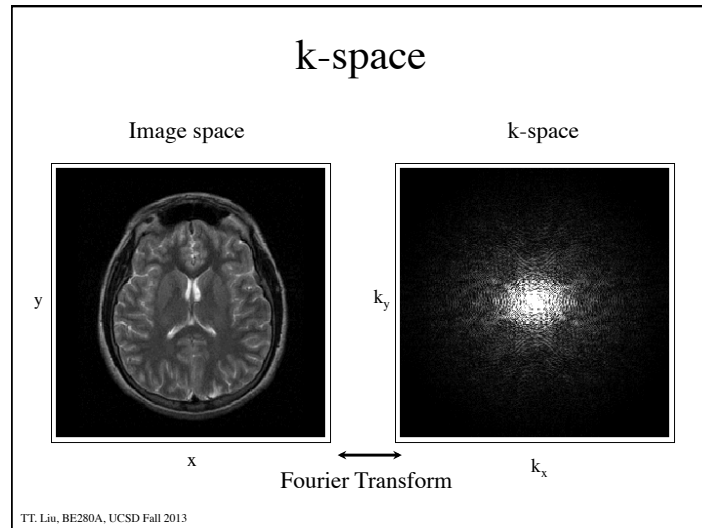
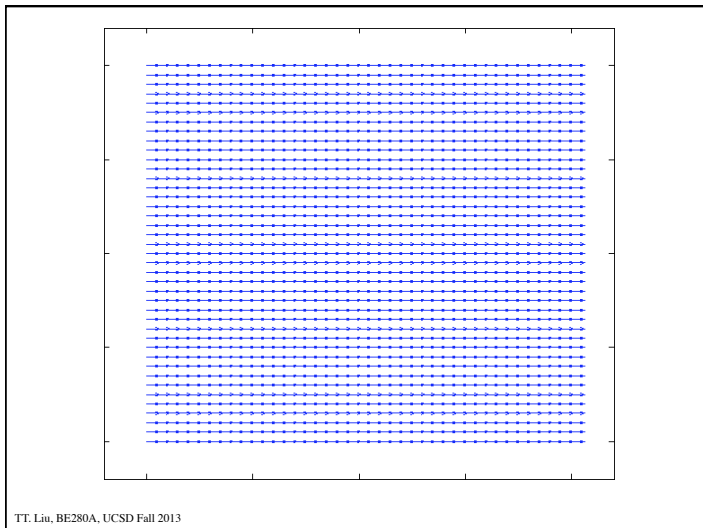

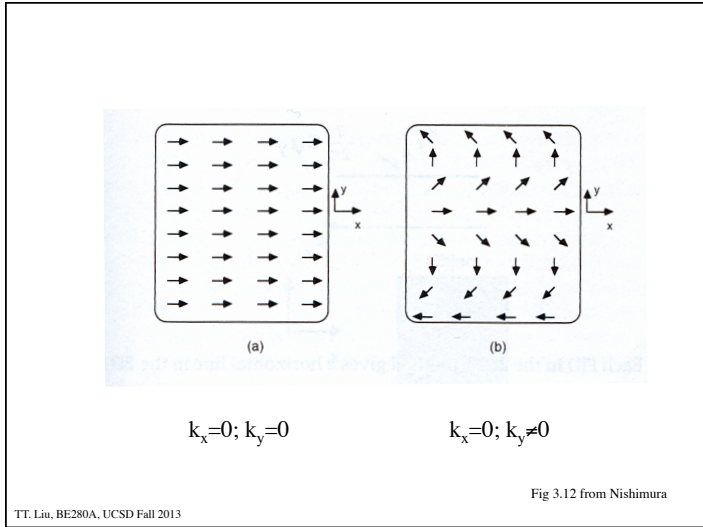



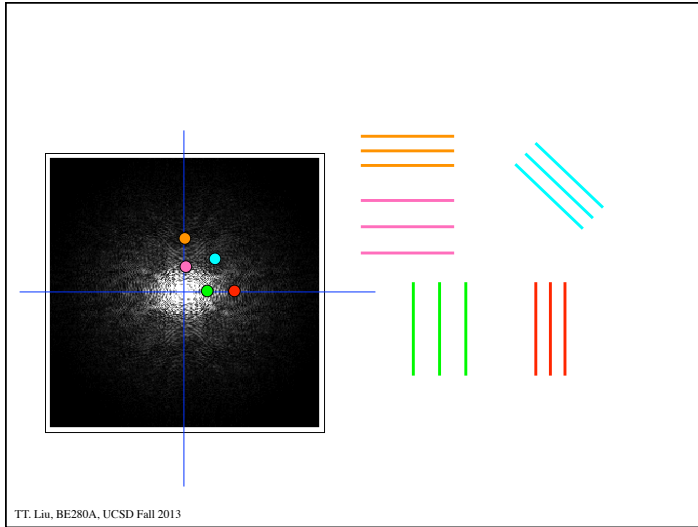
There is nothing that nuclear spins will not do for you, as long as you treat them as human beings.

Erwin Hahn

TT. Liu, BE280A, UCSD Fall 2013







2D Fourier Transform

Fourier Transform

$$G(k_x, k_y) = F[g(x, y)] = \int_{-\infty}^{\infty} \int_{-\infty}^{\infty} g(x, y) e^{-j2\pi(k_x x + k_y y)} dx dy$$

Inverse Fourier Transform

$$g(x, y) = \int_{-\infty}^{\infty} \int_{-\infty}^{\infty} G(k_x, k_y) e^{j2\pi(k_x x + k_y y)} dk_x dk_y$$

TT. Liu, BE280A, UCSD Fall 2013

